


## MrPEX® 1 1/2" Stainless Steel Manifold

MrPEX 1 1/2" Stainless Steel Manifolds are made from high quality materials machined and welded to obtain the highest long-term strength and reliability and is designed for high flow systems while keeping pressure losses at a minimum. The 326 manifold series is offered in 3 through 13 loop configurations and is preassembled and mounted on brackets ready to install. Manifold comes with 1 1/2" Male NPT x flat gasket union pieces for the connection of mains, basic end caps, strap-on thermometer, and a fill/drain valve on top of each body for easy filling and purging of the system.

The SUPPLY manifold loop connections come with G 1" Flat Gasket x EK 25 on/off full port ball valves allowing isolation of each loop.

The RETURN manifold loop connections come with G 1" Flat Gasket x EK 25 inline visual balancing flowmeters with a readable range of 0 to 8 GPM allowing flow adjustment of each individual loop. The flowmeters are brass with a sight glass made of temperature and impact resistant techno polymer material anti-freeze resistant up to a 50% mix.

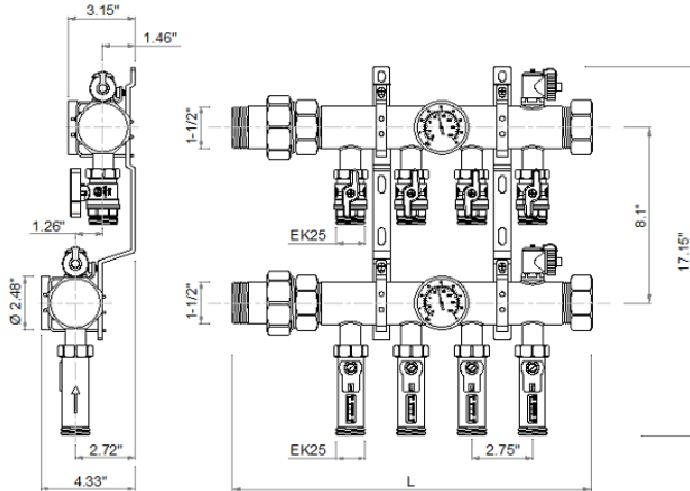


*\*Shipped as Shown\**

The manifold comes ready for a left-hand connection. Connection from the right can be done by removing the manifold body from the brackets and flipping it over.

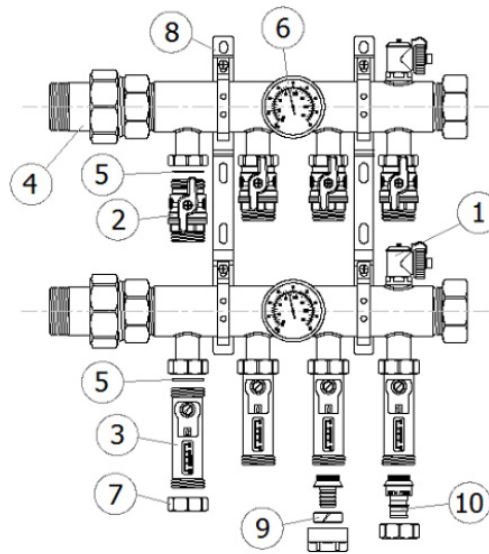
Part#	Description	Type
3260300	1 1/2" Stainless Steel Manifold, Fully Assembled with Flow Meters	3 Branch
3260400	1 1/2" Stainless Steel Manifold, Fully Assembled with Flow Meters	4 Branch
3260500	1 1/2" Stainless Steel Manifold, Fully Assembled with Flow Meters	5 Branch
3260600	1 1/2" Stainless Steel Manifold, Fully Assembled with Flow Meters	6 Branch
3260700	1 1/2" Stainless Steel Manifold, Fully Assembled with Flow Meters	7 Branch
3260800	1 1/2" Stainless Steel Manifold, Fully Assembled with Flow Meters	8 Branch
3260900	1 1/2" Stainless Steel Manifold, Fully Assembled with Flow Meters	9 Branch
3261000	1 1/2" Stainless Steel Manifold, Fully Assembled with Flow Meters	10 Branch
3261100	1 1/2" Stainless Steel Manifold, Fully Assembled with Flow Meters	11 Branch
3261200	1 1/2" Stainless Steel Manifold, Fully Assembled with Flow Meters	12 Branch
3261300	1 1/2" Stainless Steel Manifold, Fully Assembled with Flow Meters	13 Branch

## Dimensions



Part#	Type	Length L (inch)
3260300	3 Branch	11.80"
3260400	4 Branch	14.55"
3260500	5 Branch	17.30"
3260600	6 Branch	20.05"
3260700	7 Branch	22.80"
3260800	8 Branch	25.55"
3260900	9 Branch	28.30"
3261000	10 Branch	31.05"
3261100	11 Branch	33.80"
3261200	12 Branch	36.55"
3261300	13 Branch	39.30"

## Accessories and Spare Parts



Position	Part#	Description	Type	Unit
1	3740002	Fill/Drain Valve, Spare Part for manifold series 326xxxx	G 1/2" x 3/4" GHT	Each
2	3761174	Branch on/off Valve, Spare Part	G 1" Flat Gasket x EK 25	Each
3	3761172	Inline Flowmeter, Spare Part	G 1" Flat Gasket x EK 25	Each
4	3760001	Union Connection for Manifold Series 326xxxx, Spare Part	G 1 1/2" Female x 1 1/2" NPT	Set of 2
5	3761176	Flat Gasket 1", Spare Part	Rubber EPDM 60 SH	Each
6	5240748	Strap on Thermometer with Spring, Spare Part	32° to 176°	Each
7	3610004	Loop Cap for Manifolds, G 1"	G 1" for EK 25	Each
8	3761171	Manifold Bracket for Manifold Series 326xxxx, Spare Part		Set of 2
9	4320625	PEX Fitting Assembly for EK 25 (3 Piece)	5/8" to EK 25	Each
9	4320750	PEX Fitting Assembly for EK 25 (3 Piece)	3/4" to EK 25	Each
10	4360625	PEX Expansion Fitting Assembly F1960 for EK 25	5/8" to EK 25	Each
10	4360750	PEX Expansion Fitting Assembly F1960 for EK 25	3/4" to EK 25	Each